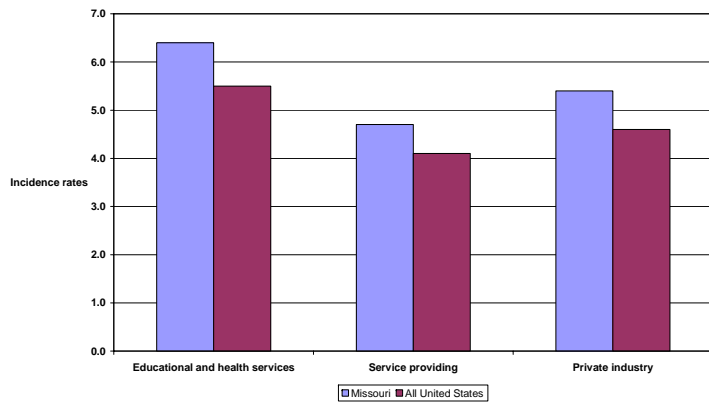


Nonfatal occupational injuries and illnesses in MO in 2005 Education and health services major industry sector

The BLS grouped related sectors into major industry sectors to help standardize the industry aggregations above the NAICS level. Education and health services is the aggregate of sector 61 (educational services) and sector 62 (health care and social assistance).

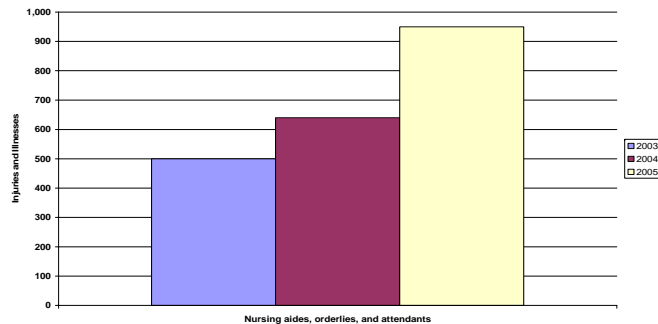
Missouri had higher incidence rates for nonfatal occupational injuries and illnesses than All United States for service-providing sectors and the individual major industry sector of educational and health services.

Incidence rates per 100 full-time workers for total nonfatal occupational injuries and illnesses by major industry sector, Missouri and All United States, 2005



“Nursing aides, orderlies, and attendants” (SOC 31-1012) had a significant change from 2004 to 2005 in the number of nonfatal occupational injuries and illnesses involving days away from work. “Nursing aides, orderlies, and attendants” had 950 nonfatal occupational injuries and illnesses involving days away from work in 2005, up from 640 cases in 2004.

Number of occupational injuries and illnesses involving days away from work for selected occupations, Missouri, private industry, 2003-2005

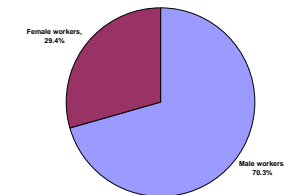


The following table shows the incidence rates of nonfatal occupational injuries and illnesses by industry and case types in Missouri private industry in 2005. Hospitals' (NAICS 622) incidence rate was reduced to 8.4 in 2005, down from 9.0 in 2004.

Industry	NAICS code	2005 Average annual employment (000's)	Total recordable cases	Cases with days away from work, job transfer, or restriction			Other recordable cases
				Total	Cases with days away from work	Cases with job transfer or restriction	
Private industry		2,226.4	5.4	2.6	1.2	1.4	2.8
Service providing		1,760.7	4.7	2.2	1.1	1.1	2.5
Education and health services		342.2	6.4	3.0	1.1	1.9	3.3
Educational services	61	42.6	2.4	0.7	0.4	0.3	1.7
Health care and social assistance	62	299.6	6.8	3.3	1.2	2.1	3.6
Ambulatory health care services	621	90.3	3.7	1.4	0.7	0.6	2.3
Offices of physicians	6211	37.2	2.3	0.4	0.2	0.2	1.9
Hospitals	622	103.8	8.4	3.0	0.8	2.2	5.4
Nursing and residential care facilities	623	64.1	9.9	6.9	2.3	--	3.1
Social assistance	624	41.4	4.2	2.0	1.0	1.0	2.2

Women were the injured or ill worker in 29.4 percent of the nonfatal occupational injury and illness cases involving days away from work in private industry in 2005. However, women accounted for 88.2 percent of the nonfatal occupational injury and illness cases in the education and health services major industry sector.

Percent distribution of nonfatal occupational injuries and illnesses involving days away from work, Missouri, private industry, 2005



Percent distribution of nonfatal occupational injuries and illnesses involving days away from work, Education and health services, 2005

